Jain Mini Pepline

Cylindrical Dripline with Straight Labyrinth

Straight and wide labyrinth design without many torturous turnings makes the dripper truly clog resistant.



Through Bore Dripper

Hydrodynamic through bore design provides least obstruction to flow. Helps to achieve longer running lengths.

More Filtration Area with Fine Inlet Filters

High precision inlet filters placed on opposite sides prevents entrance of fine particles and ensures continuous water flow.



Laser Drilled Outlet Holes

Precision laser drilled outlet gives uniform and clear opening.

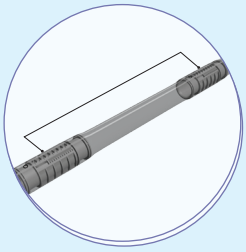

Manufactured with Most Modern, State-Of-the-Art Equipment.

It's computerised continuous online quality control monitors emitter spacing and precision in outlet drilling.

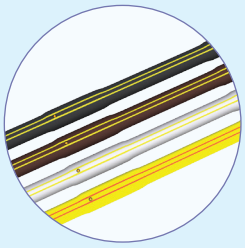

Flexibility in color selection

Black - for agriculture,
Brown - for landscape application,

Jain Mini Pepline

Technical Specifications for Tubing - Metric

Nominal Diameter (mm)	Inside Diameter (mm)	Minimum Wall Thickness (mm)	Standard Coil Length (m)
*6	4	1.0	100

Technical Specifications for Emitter - Metric

*Nominal Discharge (lph)	Emitter exponent (x)	Flow coefficient (k)	Coefficient of Mfg. Variation (CVm) ≤	Flow Path Dimensions, mm			Inlet Filter Area (mm^2)	Size of Filter Openings (mm x mm)
				Length	Width	Depth		
Mini Pepline 6mm ND (4mm ID)								
2.7	0.48	2.786	4.8	10 20	0.86 0.84	0.95 1.15	22.00 24.00	0.5 x 0.5 0.5 x 0.5
3.8	0.49	3.771	5.5	10 20	1.06 0.84	1.15 1.15	24.00 24.00	0.5 x 0.5 0.5 x 0.5

Flow equation $q = kH^x$, q = nominal discharge, lph, H = Pressure head, kg/cm^2, x = Emitter exponent

Technical Specifications for Emitter - US

Nominal Discharge (gph)	Emitter Expo	Flow Coeff.	CV	Dimension (inch)			Inlet Filter Area ($inch^2$)	Opening (inch x inch)
				L	W	D		
J-Turbo Line® Super 1/4 inch								
0.71	0.48	0.713	4.8	0.39	0.024	0.034	0.037	0.02 x 0.02
1.00	0.49	1.003	5.5	0.39	0.042	0.045	0.037	0.02 x 0.02

Flow equation $q = kH^x$, q = Nominal Discharge, gph, H = Pressure head, psi, x = Emitter exponent

Performance Graph- Jain Mini Pepline

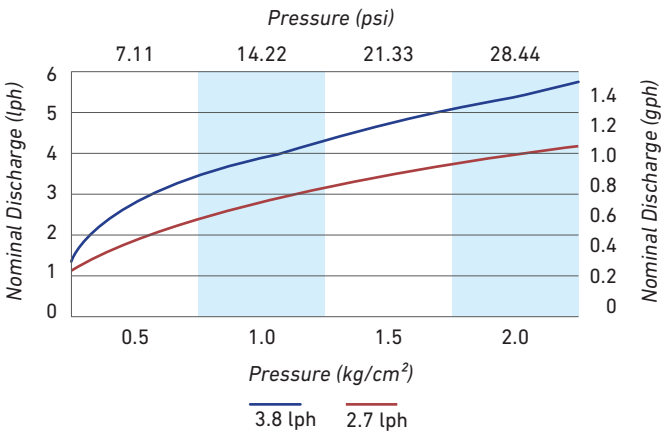

Layout for Minipepline



Order Specification

MINIPEP6MM2.7LPH15CM 1.0MMW.T. 100MBROWN	L0623015100100MBR
MINIPEP6MM2.7LPH30CM 1.0MMW.T. 100MBROWN	L0623030100100MBR
MINIPEP6MM3.8LPH15CM 1.0MMW.T. 100MBROWN	L0640015100100MBR
MINIPEP6MM3.8LPH30CM 1.0MMW.T. 100MBROWN	L0640030100100MBR